Multiple District O

As of October 2026 Cumulative

Year	New Clubs	Dropped Clubs	Gain/ Loss Clubs	New Members	Charter Members	Reinstate Members	Transfer Members	Total Member Added	Total Members Dropped	Gain/ Loss Members
2022-2023	0	5	-5	269	3	21	17	310	596	-286
2023-2024	4	1	3	485	94	17	21	617	533	84
2024-2025	10	1	9	759	251	36	28	1,074	557	517
2025-2026	9	4	5	468	229	44	22	763	916	-153
2026-2027	2	1	1	83	47	8	6	144	233	-89
Average	**5**	**2**	**3**	**413**	**125**	**25**	**19**	**582**	**567**	**15**

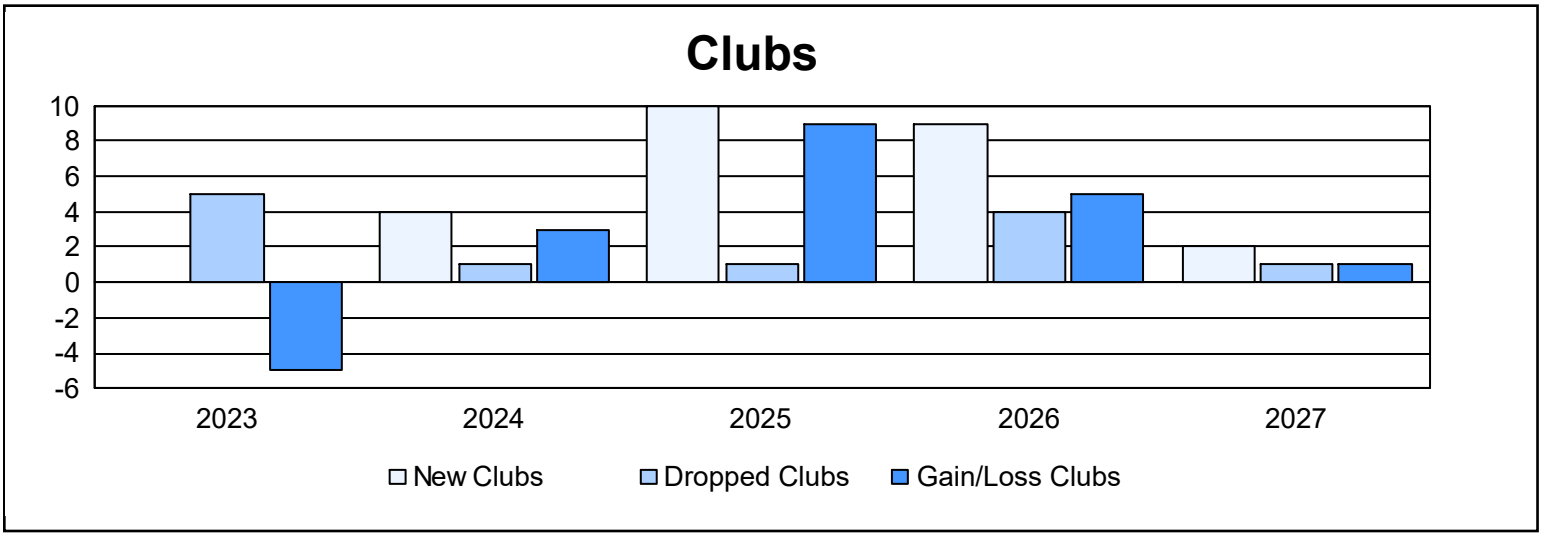

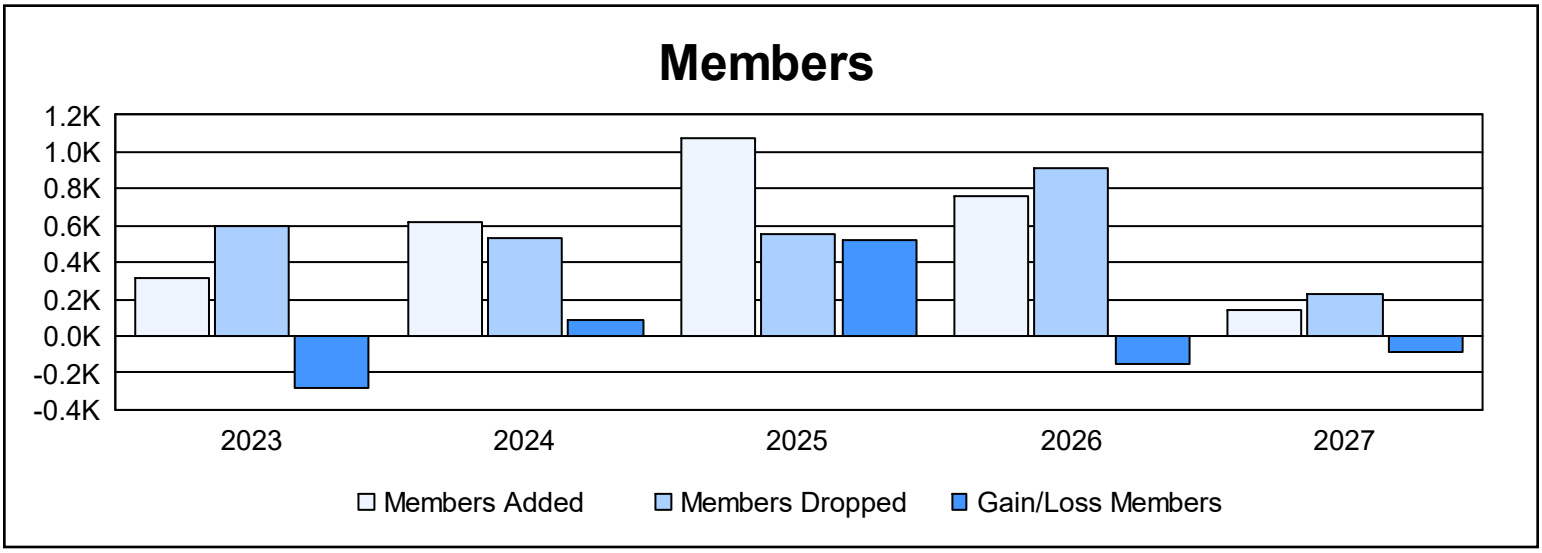

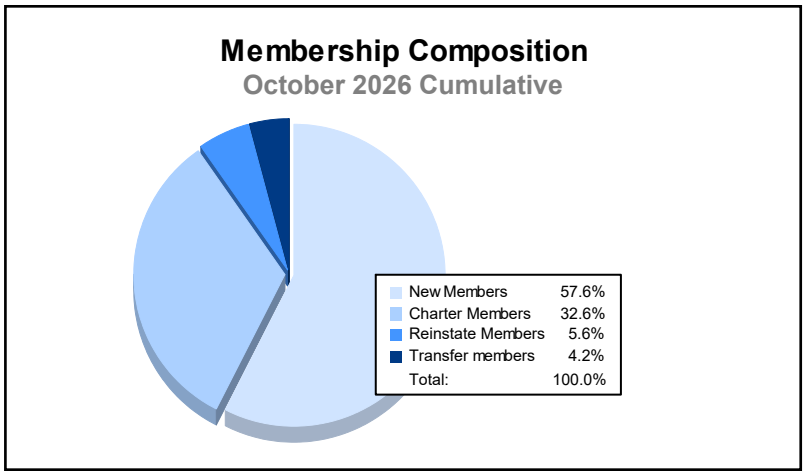
Membership Composition
October 2026 Cumulative
New Members 57.6%
Charter Members 32.6%
Reinstate Members 5.6%
Transfer members 4.2%
Total: 100.0%

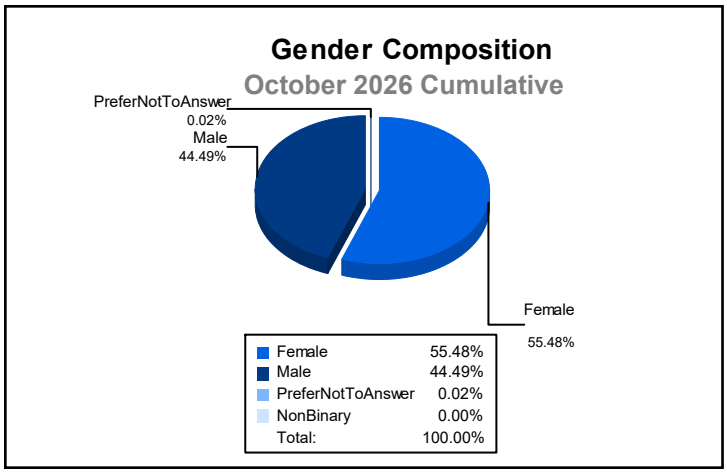
Gender Composition
October 2026 Cumulative
PreferNotToAnswer
0.02%
Male
44.49%
Female
55.48%
Female 55.48%
Male 44.49%
PreferNotToAnswer 0.02%
NonBinary 0.00%
Total: 100.00%